


ENGINEERING  
TOMORROW



Technical Information

# Orbital Motors Seal Kits



**Revision history**

*Table of revisions*

<b>Date</b>	<b>Changed</b>	<b>Rev</b>
October 2017	Added OMP X and OMR X data to table and updated to Engineering Tomorrow	0401
July 2014	Converted to Danfoss layout	CA
January 2011	Small updates to tables	BC
May 2010	Japan location	BA
September 2007		AB
July 2007	First edition	AA

## Contents

### Special versions

#### Seal kits for Orbital Motors

Type OML, OMM, OMP, OMP X, DH, OMR, OMR F, OMR X, DS, DSW and OMH.....	5
Type OMEW, OMEW F, OMS, OMSS, OMS H, OMT, OMTS, OMT HD, OMT FL, OMT FH, OMT FK, OMV, OMVS and OMV HD.....	6
Type TMK, TMK FL, TMT, TMT FL, TMTW, and TMVW.....	7

#### Name plate

OML / OMM.....	8
OMP / OMR.....	8
OMH.....	9
OMEW.....	9
OMH /OMS / OMT / OMV.....	10
TMK / TMT / TMV.....	10

#### Consecutive motor code

### **Special versions**

The list of seal kits cannot be used when ordering kits for special motor versions. In this respect, please contact the sales organisation for Danfoss.

## Seal kits for Orbital Motors

Below a complete survey of code numbers for seal rings, full seal kits and O-rings (short motors) for **standard motors**.

The survey applies to series that can be supplemented with spare parts.

### Type OML, OMM, OMP, OMP X, DH, OMR, OMR F, OMR X, DS, DSW and OMH

*Type OML, OMM, OMP, OMP X, DH, OMR, OMR F, OMR X, DS, DSW and OMH*

Seal kits survey					
Motor type	Description	Series	Seal kits no. NBR	Production week (ww.yyyy)	
	Shaft versions			Series start	Series stop
OML	Ø16 mm, Ø5/8 in	0	151G2201	23. 1987	-
OMM	Ø16 mm, Ø5/8 in splined shaft B 17 • 14	3	151G0202	19. 1985	-
OMP	Ø25 mm, Ø1 in, 1 in splined shaft	6	151-1154	15. 1982	33. 1994
	Ø25 mm, Ø1 in 1 in spl. shaft, 28.5 mm tapered shaft	7	151-1275	34. 1994	-
	Ø32 mm, 35 mm tapered shaft	6 and 7	151-1279	-	-
	Ø25 mm, Ø1 in, 1 in splined shaft (HPS)	8	151-1286	31. 1998	-
OMP X	Ø25 mm, Ø1 in, Ø7/8 in, 28.5 mm	X	11188319	25.2017	-
DH	Ø1 in, 1 in splined shaft 6B	0	151-1273	18. 1993	41. 1997
	Ø1 in, 1 in splined shaft 6B	1	151-1286	42. 1997	0
OMR	Ø25 mm, Ø1 in, 1 in splined shaft	4	151-1159	16. 1982	33. 1994
	Ø25 mm, Ø1 in, 1 in spl. shaft, 28.5 mm tapered shaft	5	151-1277	34. 1994	-
	Ø32 mm, 35 mm tapered shaft	4 and 5	151-1166	-	-
	Ø25 mm, Ø1 in, 1 in splined shaft (HPS)	6	151-1286	31. 1998	-
OMR F	Ø25 mm, Ø1 in	5	151-1287	34. 1994	-
OMR X	Ø25 mm, Ø1 in, Ø7/8 in, 28.5 mm	X	11188319	25.2017	-
DS	Ø1 in, 1 in splined shaft 6B	0	151-1274	18. 1993	41.1997
	Ø1 in, 1 in splined shaft 6B	1	151-1286	42. 1997	-
DSW	11/4 in tapered shaft	0	11005765	01.2005	-
OMH	Ø32 mm, Ø35 mm, Ø1/4 in 11/4 in splined shaft, 35 mm tapered shaft	0	151H1100	13. 1989	-

**Seal kits for Orbital Motors**

**Type OMEW, OMEW F, OMS, OMSS, OMS H, OMT, OMTS, OMT HD, OMT FL, OMT FH, OMT FK, OMV, OMVS and OMV HD**

*Type OMEW, OMEW F, OMS, OMSS, OMS H, OMT, OMTS, OMT HD, OMT FL, OMT FH, OMT FK, OMV, OMVS and OMV HD*

Seal kits survey					
Motor type	Description	Series	Seal kits no. NBR	Production week (ww.yyyy)	
	Shaft versions			Series start	Series stop
OMEW	35 mm tapered shaft 1/4 in tapered shaft	0, 1 and 2	151H1101	-	-
OMEW F	1/4 in tapered shaft	0 and 1	151H1105	01. 2003	26. 2005
		2	151H1106	27. 2005	-
OMS	∅32 mm, ∅1in, ∅11/4 in, 1 1/4 in spl. shaft, 1 in spl. shaft, 35 mm tapered shaft, 1 1/4 in tap. shaft	2 and 3	151F0111	10. 1984	-
	PTO-shaft	2 and 3	151F0117	10. 1984	-
OMSS	Seal kits	2 and 3	151F0103	10. 1984	-
	Kits set*	-	151F1033	-	-
OMT	∅40 mm, ∅1 1/2 in, 1 1/4 in spl shaft, 1 in 45 mm tapered shaft, 1 3/4 in tap. shaft, PTO shaft	2	151B0113	27. 1988	-
OMTS	Seal set	2	151B0114	27. 1988	-
	Kits set*	2	151B1040	27. 1988	-
OMT HD	Shaft seal NBR shore 90	2	151B0161	27. 1988	-
	Shaft seal NBR shore 70	2	151B1113	27. 1988	-
OMT FX	Wheel Flange	2	151B0152	49.1989	-
OMT FL	∅40, 1 1/2 in splined shaft	2	151B0153	36.1990	-
OMT FH	∅40, 1 1/2 in splined shaft	2	151B0154	16.1991	-
OMT FK	Wheel Flange	2	151B0155	43.1991	24.2008
OMT FK	Wheel Flange	2	11050305	25.2008	-
OMV	∅50 mm, ∅2 1/4 in, 2 1/8 in spl shaft, 60 mm tapered shaft, 2 1/4 in tapered shaft	2	151B0129	27. 1988	-
OMVS	Seal kits	2	151B0125	27. 1988	-
	Kits set*		151B1041	-	-
OMV HD	Shaft seal NBR shore 90	2	151B0162	27. 1988	-
	Shaft seal NBR shore 72	2	151B1114	27. 1988	-

\* O-ring for short motor

**Seal kits for Orbital Motors**

**Type TMK, TMK FL, TMT, TMT FL, TMTW, and TMVW**

*Type TMK, TMK FL, TMT, TMT FL, TMTW, and TMVW*

Seal kits survey					
Motor type	Description	Series	Seal kits no. NBR	Production week (ww.yyyy)	
	Shaft versions			Series start	Series stop
TMK	Ø1 1/4 in, 1 1/4 in spl shaft, 1 1/4 in tap. shaft, 1 1/2 in tap. shaft, 1 5/8 in tapered shaft	0	151F0141	02. 2003	-
TMK FL	1 1/2 in tapered shaft	0	151F0142	02. 2003	-
TMT / TMTU	Ø40 mm, Ø1 1/2 in, 45 mm tapered shaft, 1 3/4 in tapered shaft	0	151B0176	49. 1999	-
TMT FL	1 1/2 in tapered shaft, 45 mm tapered shaft	0	151Z2059	49. 1999	-
TMTW	Thread hole flange	0	151Z2072	49. 1999	-
TMVW	Thread hole flange with standard shaft seal	0	151Z7080	39. 2002	-

### Name plate

Old name plate:

- O = Series 0
- 1 = Series 1
- 2 = Series 2, etc

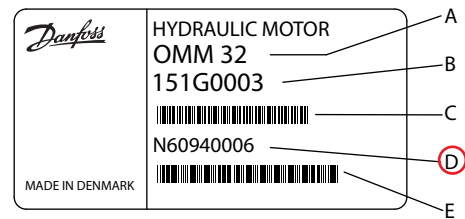
New name plate:

- Position D: See [Consecutive Motor Code](#)

### OML / OMM



151-2115.10

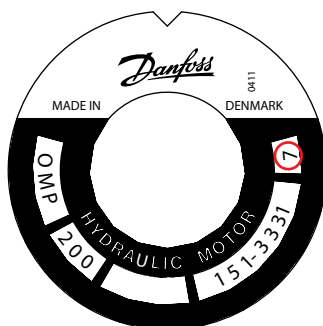


151-2125.10

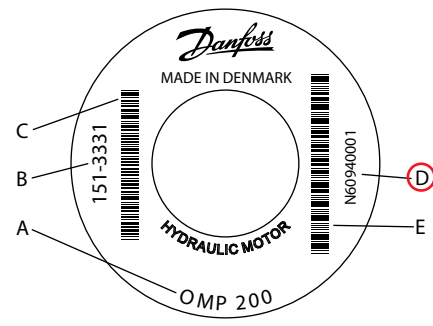


151-2116.10

### OMP / OMR



151-2117.11



151-2126.10



**Name plate**

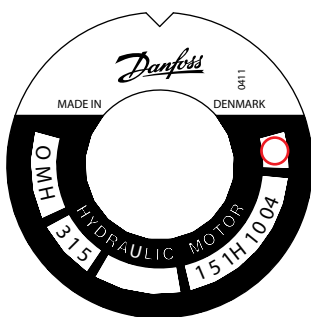


151-2118.11

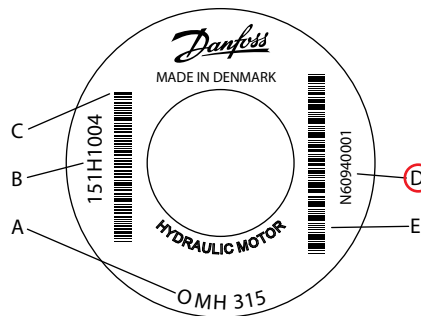


151-2127.10

**OMH**

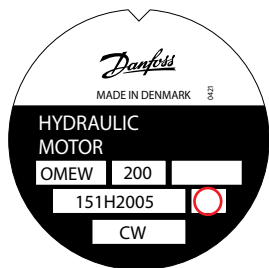


151-2119.11




151-2128.10

**OMEW**

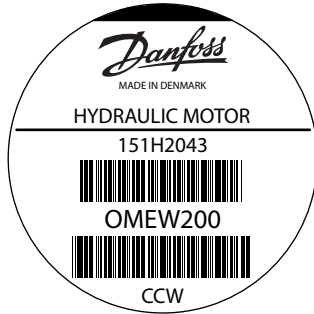


151-2134.10



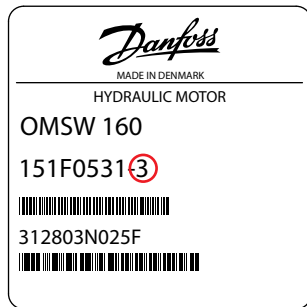
151-2129.10

**Name plate**

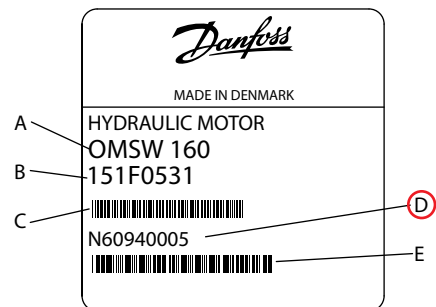


151-2120.11

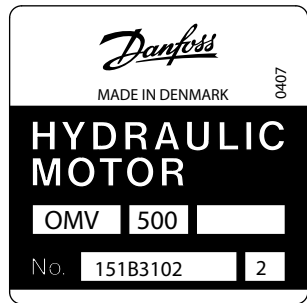
**OMH / OMS / OMT / OMV**



151-2121.11

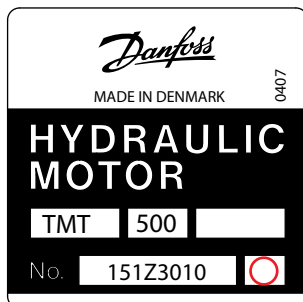


151-2130.10

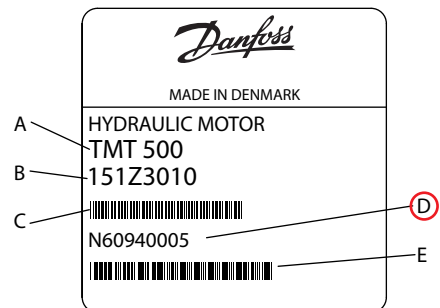


151-2122.11

**TMK / TMT / TMV**

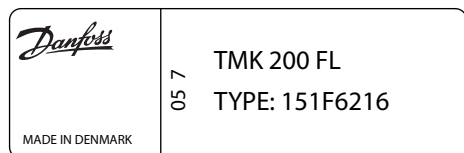


151-2124.11

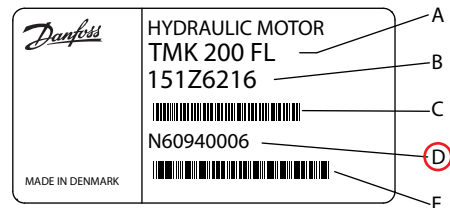


151-2131.10

## Name plate



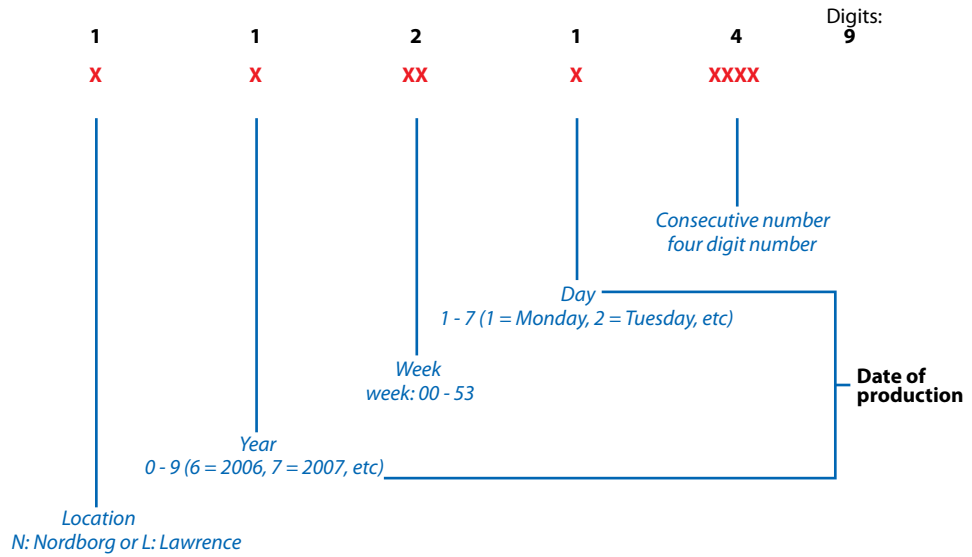
151-2123.10



151-2132.10

- A:** Type designation
- B:** Code number (text form)
- C:** Code number (bar code 39)
- D:** Consecutive number (text form) incl. date of manufacturing
- E:** Consecutive number (bar code 39)

**Consecutive motor code**









**Products we offer:**

- Bent Axis Motors
- Closed Circuit Axial Piston Pumps and Motors
- Displays
- Electrohydraulic Power Steering
- Electrohydraulics
- Hydraulic Power Steering
- Integrated Systems
- Joysticks and Control Handles
- Microcontrollers and Software
- Open Circuit Axial Piston Pumps
- Orbital Motors
- PLUS+1® GUIDE
- Proportional Valves
- Sensors
- Steering
- Transit Mixer Drives

**Danfoss Power Solutions** is a global manufacturer and supplier of high-quality hydraulic and electronic components. We specialize in providing state-of-the-art technology and solutions that excel in the harsh operating conditions of the mobile off-highway market. Building on our extensive applications expertise, we work closely with our customers to ensure exceptional performance for a broad range of off-highway vehicles.

We help OEMs around the world speed up system development, reduce costs and bring vehicles to market faster.

Danfoss – Your Strongest Partner in Mobile Hydraulics.

**Go to [www.powersolutions.danfoss.com](http://www.powersolutions.danfoss.com) for further product information.**

Wherever off-highway vehicles are at work, so is Danfoss. We offer expert worldwide support for our customers, ensuring the best possible solutions for outstanding performance. And with an extensive network of Global Service Partners, we also provide comprehensive global service for all of our components.

Please contact the Danfoss Power Solution representative nearest you.

**Comatrol**

[www.comatrol.com](http://www.comatrol.com)

**Turolla**

[www.turollaocg.com](http://www.turollaocg.com)

**Hydro-Gear**

[www.hydro-gear.com](http://www.hydro-gear.com)

**Daikin-Sauer-Danfoss**

[www.daikin-sauer-danfoss.com](http://www.daikin-sauer-danfoss.com)

Local address:

**Danfoss  
Power Solutions (US) Company**  
2800 East 13th Street  
Ames, IA 50010, USA  
Phone: +1 515 239 6000

**Danfoss  
Power Solutions GmbH & Co. OHG**  
Krokamp 35  
D-24539 Neumünster, Germany  
Phone: +49 4321 871 0

**Danfoss  
Power Solutions ApS**  
Nordborgvej 81  
DK-6430 Nordborg, Denmark  
Phone: +45 7488 2222

**Danfoss  
Power Solutions Trading  
(Shanghai) Co., Ltd.**  
Building #22, No. 1000 Jin Hai Rd  
Jin Qiao, Pudong New District  
Shanghai, China 201206  
Phone: +86 21 3418 5200

Danfoss can accept no responsibility for possible errors in catalogues, brochures and other printed material. Danfoss reserves the right to alter its products without notice. This also applies to products already on order provided that such alterations can be made without changes being necessary in specifications already agreed. All trademarks in this material are property of the respective companies. Danfoss and the Danfoss logotype are trademarks of Danfoss A/S. All rights reserved.